



B2W Software, Inc.
 Martingale Wharf
 99 Bow Street, Suite 500
 Portsmouth, NH 03801


















SAMPLE REPORT

Item Template Detail




















Item Database: 01 Pay Items

D 100 - Mobilization	Sample Qty: 0.00 LS Job Cost ID: 9950	Task JCID: 9950	Work Type: General Conditions
Mobilization Crew	Quantity: 1 x Parent Qty.	Sample Qty: 0.00 LS	Production Rate: 2.00 DY/LS [†]
P 105 - Porta Potty	Quantity: 0.00 DY Job Cost ID: 9950		Work Type: General Conditions Unit Cost: \$50.00
D 110 - 18" Base Lay	Sample Qty: 1,000.00 LF Job Cost ID: 2400	Task JCID: 2400	Work Type: Pipe
D Environmental	Quantity: 1.00 LS	Sample Qty: 1.00 LS	
Erosion Control Material Placement Crew	Quantity: 1 x Parent Qty.	Sample Qty: 1.00 LS	Production Rate: 0.25 LS/DY
D ROW	Quantity: 0.00 SY	Sample Qty: 0.00 SY	
Material Grading Crew	Quantity: 1 x Parent Qty.	Sample Qty: 0.00 SY	Production Rate: 2,000.00 SY/DY [†]
Construction Entrance Mats	Quantity: 0.00 EACH	Sample Qty: 0.00 EACH	
D Tie Ins	Quantity: 0.00 EACH	Sample Qty: 0.00 EACH	
Pipe / Tie In Crew	Quantity: 1 x Parent Qty.	Sample Qty: 0.00 EACH	Production Rate: 2.00 EACH/DY [†]
D Unload-String	Quantity: 1 x Parent Qty.	Sample Qty: 1,000.00 LF	
Pipe / Tie In Crew	Quantity: 1 x Parent Qty.	Sample Qty: 1,000.00 LF	Production Rate: 500.00 LF/DY [†]
D Lower - And Backfill	Quantity: 1 x Parent Qty.	Sample Qty: 1,000.00 LF	
Pipe Crew, Standard	Quantity: 1 x Parent Qty.	Sample Qty: 1,000.00 LF	Production Rate: 200.00 LF/DY [†]
Polyethylene Pipe, 18"	Quantity: 1 x Parent Qty.	Sample Qty: 1,000.00 LF	
PE Fusion Team	Quantity: 0.05 x Parent Qty.	Sample Qty: 50.00 EACH	Production Rate: 2.00 EACH/PH [†]
S Hydrotest	Quantity: 1 x Parent Qty.	Sample Qty: 1,000.00 LF	Unit Cost: \$3.50
Categorize As: Subcontracted			
D 125 - Asbestos Abatement	Sample Qty: 2,500.00 SF Job Cost ID: 3950		Work Type: Remediation
Asbestos Abatement Crew	Quantity: 1 x Parent Qty.	Sample Qty: 2,500.00 SF	Production Rate: 500.00 SF/DY [†]

























(Item Template 125 - Asbestos Abatement Continued)

 Plastic Sheetting	Quantity: 0.111 x Parent Qty.	Sample Qty: 277.50 SY		
 Hazmat Disposal Fee	Quantity: 0.00 CY	Sample Qty: 0.00 CY		
 Testing	Quantity: 0.00 HR	Sample Qty: 0.00 HR		
D 150 - Supply #57 Stone	Sample Qty: 1,000.00 CY Job Cost ID: 8575	Task JCID: 8575	Work Type: Aggregates	
 #57 Stone	Quantity: 1.8 x Parent Qty.	Sample Qty: 1,800.00 TON		
 Trucking	Quantity: 1,800.00 TON	Sample Qty: 1,800.00 TON	Round Trip: 0.00 HR Capacity: 0.00 TON	Cost per Hour: \$0.00
D 175 - Rehab 18" RCP (Cure In Place, UV)	Sample Qty: 250.00 LF Job Cost ID: 2400	Task JCID: 2400	Work Type: Pipe	
 Lining Crew	Quantity: 1 x Parent Qty.	Sample Qty: 250.00 LF	Production Rate: 500.00 LF/DY ⁺	
 Storm Sewer Crew	Quantity: 1 x Parent Qty.	Sample Qty: 250.00 LF	Production Rate: 0.00 LF/DY ⁺	
 UV Cure Compound	Quantity: 0.3 x Parent Qty.	Sample Qty: 75.00 LB		
 Streamliner UV, 18"	Quantity: 1 x Parent Qty.	Sample Qty: 250.00 LF		
 Video Inspection	Quantity: 1 x Parent Qty.	Sample Qty: 250.00 LF		Unit Cost: \$2.25
D 200 - Trench Excavation, Install Pipe And Backfill	Sample Qty: 900.00 LF ⁺ Job Cost ID: 2400		Work Type: Pipe	
 Excavate Trench	Quantity: Value from workbook Job Cost ID: 1800	Sample Qty: 10,968.58 CY		
 Install Pipe	Quantity: Value from workbook Job Cost ID: 2400	Sample Qty: 900.00 LF		
 Backfill	Quantity: Value from workbook Job Cost ID: 1600	Sample Qty: 5,265.80 CY		
 Hydroseeding	Quantity: 0.00 SY	Sample Qty: 0.00 SY	Work Type: Landscaping	Unit Cost: \$1.00
		Categorize As: Subcontracted		
Q 225 - Excavate, Install Pipe And Backfill	Sample Qty: 0.00 LF Job Cost ID: 2400	Task JCID: 2400	Work Type: Pipe	Unit Cost: \$83.00
	Cost Category	Unit Cost		
	Equipment Owned	\$30.00		
	Labor	\$25.00		
	Materials Purchased	\$28.00		
		Categorize As: Subcontracted		
D 300 - Common Excavation	Sample Qty: 5,000.00 CY Job Cost ID: 1800	Task JCID: 1800	Work Type: Earthwork	
 Excavation Crew	Quantity: 1 x Parent Qty.	Sample Qty: 5,000.00 CY	Production Rate: 800.00 CY/DY	
 Trucking	Quantity: 1 x Parent Qty. Job Cost ID: 1800	Sample Qty: 5,000.00 CY	Round Trip: 0.00 HR Capacity: 12.00 CY	Cost per Hour: \$88.00
D 325 - Stabilize Embankment	Sample Qty: 2,000.00 SY Job Cost ID: 4250	Task JCID: 4250	Work Type: Erosion Control	
 Remove Top 2'	Quantity: 0.66 x Parent Qty.	Sample Qty: 1,320.00 CY	Work Type: Earthwork	





























(Item Template 325 - Stabilize Embankment Continued)

 Excavation Crew	Quantity: 1 x Parent Qty.	Sample Qty: 1,320.00 CY	Production Rate: 850.00 CY/DY [†]	
 Place Erosion Control Materials	Quantity: 1 x Parent Qty.	Sample Qty: 2,000.00 SY	Work Type: Erosion Control	
 Excavation Crew	Quantity: 0.5 x Parent Qty.	Sample Qty: 1,000.00 TON	Production Rate: 1,000.00 TON/DY	
 Rip Rap	Quantity: 0.5 x Parent Qty.	Sample Qty: 1,000.00 TON		
 Vegetation Block Fabric	Quantity: 1 x Parent Qty.	Sample Qty: 2,000.00 SY		
D 350 - Wetland Excavation	Sample Qty: 0.00 CY Job Cost ID: 1800	Task JCID: 1800	Work Type: Earthwork	
 Excavation Crew	Quantity: 1 x Parent Qty.	Sample Qty: 0.00 CY	Production Rate: 850.00 CY/DY [†]	
 Hydro Excavation	Quantity: 0.00 GAL	Sample Qty: 0.00 GAL	Production Rate: 0.00 GAL/DY [†]	
 Soil Testing	Quantity: 3.00 EACH	Sample Qty: 3.00 EACH		
 Permits	Quantity: 1.00 LS	Sample Qty: 1.00 LS		
D 375 - Excavation & Disposal Of Contaminated Earth	Sample Qty: 5,000.00 CY Job Cost ID: 1800	Task JCID: 1800	Work Type: Earthwork	
 Soil Testing	Quantity: 0.001 x Parent Qty.	Sample Qty: 5.00 EACH		
 Excavation Crew	Quantity: 1 x Parent Qty.	Sample Qty: 5,000.00 CY	Production Rate: 850.00 CY/DY [†]	
 Trucking	Quantity: 1 x Parent Qty.	Sample Qty: 5,000.00 CY	Round Trip: 0.00 HR Capacity: 12.00 CY	Cost per Hour: \$88.00
 Hazmat Disposal Fee	Quantity: 1 x Parent Qty.	Sample Qty: 5,000.00 CY		
D 400 - Fine Grading	Sample Qty: 5,000.00 SY Job Cost ID: 1900	Task JCID: 1900	Work Type: Earthwork	
 Fine Grading Crew	Quantity: 1 x Parent Qty.	Sample Qty: 5,000.00 SY	Production Rate: 1,000.00 SY/DY	
D 425 - Furnish And Install 18" RCP	Sample Qty: 4,000.00 LF Job Cost ID: 2400	Task JCID: 2400	Work Type: Pipe	
 Pipe Crew, Standard	Quantity: 1 x Parent Qty.	Sample Qty: 4,000.00 LF	Production Rate: 100.00 LF/DY	
 Pipe, RCP, 18"	Quantity: 1 x Parent Qty.	Sample Qty: 4,000.00 LF		
 Bedding 3/4"	Quantity: 0.25 x Parent Qty.	Sample Qty: 1,000.00 TON		
 Inspection Permits	Quantity: 1 x Parent Qty.	Sample Qty: 4,000.00 LF		
 Trucking	Quantity: 1,000.00 TON	Sample Qty: 1,000.00 TON	Round Trip: 0.00 HR Capacity: 15.00 TON	Cost per Hour: \$88.00
Q 450 - Gravel Borrow	Sample Qty: 0.00 TON Job Cost ID: 1600	Task JCID: 1600	Work Type: Earthwork	Unit Cost: \$11.00
	Cost Category	Unit Cost		
	Equipment Owned	\$2.00		
	Labor	\$3.00		
	Materials Purchased	\$3.00		
	Trucking Owned	\$3.00		
			Capacity: 15.00 TON	
D 475 - 3" Asphalt Paving	Sample Qty: 10,000.00 SY Job Cost ID: 2300	Task JCID: 2300	Work Type: Paving	

(Item Template 475 - 3" Asphalt Paving Continued)






 Paving By The Ton	Quantity: 0.165 x Parent Qty. Job Cost ID: 2300	Sample Qty: 1,650.00 TON		
 500 - Sewer Drain Remove And Replace	Quantity: 0.00 LF Job Cost ID: 2300	Categorize As: Subcontracted Task JCID: 04-16-43	Work Type: Pipe	Unit Cost: \$0.00
 700 - Guard Rail - Type 1	Quantity: 0.00 LF Job Cost ID: 1950 Job Cost ID: 2300	Categorize As: Subcontracted Task JCID: 1950	Work Type: Guardrail	Unit Cost: \$12.00
 750 - Furnish And Install Standard W Beam	Sample Qty: 1,000.00 LF Job Cost ID: 1950	Task JCID: 1950	Work Type: Guardrail	
 Post Crew	Quantity: 1 x Parent Qty.	Sample Qty: 1,000.00 LF	Production Rate: 100.00 LF/PH [†]	
 Guardrail, Standard W Beam	Quantity: 1 x Parent Qty.	Sample Qty: 1,000.00 LF		
 Mounting Bolts	Quantity: 0.166 x Parent Qty.	Sample Qty: 166.00 EACH		
 Mounting Plates	Quantity: 0.166 x Parent Qty.	Sample Qty: 166.00 EACH		
 Posts, Steel, 6'	Quantity: 0.083 x Parent Qty.	Sample Qty: 83.00 EACH		
 800 - Guard Rail - Type 2	Quantity: 0.00 LF Job Cost ID: 1950	Categorize As: Subcontracted Task JCID: 1950	Work Type: Guardrail	Unit Cost: \$13.00
 900 - Roadway Resurfacing	Sample Qty: 20,000.00 TON Job Cost ID: 2300 Related Task Template: Roadway Resurfacing	Task JCID: 2300	Work Type: Paving	
 Hand Paving Crew	Quantity: 0.1 x Parent Qty.	Sample Qty: 2,000.00 TON	Production Rate: 50.00 TON/PH	
 Highway Paving Crew	Quantity: 0.9 x Parent Qty.	Sample Qty: 18,000.00 TON	Production Rate: 125.00 TON/PH	
 Asphalt Surface	Quantity: 1 x Parent Qty.	Sample Qty: 20,000.00 TON		
 Trucking	Quantity: 1 x Parent Qty. Job Cost ID: 1000	Sample Qty: 20,000.00 TON	Round Trip: 1.00 HR Capacity: 22.00 TON	Cost per Hour: \$52.00
 Tack	Quantity: 0.025 x Parent Qty.	Sample Qty: 500.00 GAL Categorize As: Subcontracted	Work Type: Paving	Unit Cost: \$1.00
 Sweeping	Quantity: 1.00 LS	Sample Qty: 1.00 LS Categorize As: Subcontracted	Work Type: Sweeping	Unit Cost: \$2,000.00
 925 - Furnish And Install Bluegrass Sod	Sample Qty: 0.00 SF Job Cost ID: 2000		Work Type: Landscaping	
 Sod Crew	Quantity: 1 x Parent Qty.	Sample Qty: 0.00 SF	Production Rate: 0.00 SF/DY [†]	
 Bluegrass Sod	Quantity: 1 x Parent Qty.	Sample Qty: 0.00 SF		
 950 - Highway Paving With Night Paving	Sample Qty: 20,000.00 TON Job Cost ID: 2300	Task JCID: 2300	Work Type: Paving	
 Mainline	Quantity: 0.75 x Parent Qty.	Sample Qty: 15,000.00 TON		
 Ramps	Quantity: 0.25 x Parent Qty.	Sample Qty: 5,000.00 TON		
 1200 - Bridge (partial)	Sample Qty: 1.00 LS Job Cost ID: 1100	Task JCID: 1100	Work Type: Bridge	








(Item Template 1200 - Bridge (partial) Continued)




 Bridge	Quantity: 1 x Parent Qty.	Sample Qty: 1.00 LS	
 1225 - Rebar - 55000' #5	Sample Qty: 1,500.00 LB Job Cost ID: 5100	Task JCID: 5100	Work Type: Steel
 Steel/Iron Crew	Quantity: 1 x Parent Qty.	Sample Qty: 1,500.00 LB	Production Rate: 1,500.00 LB/DY
 Rebar #5	Quantity: 1 x Parent Qty.	Sample Qty: 1,500.00 LB	
 1275 - Structural Support Repair	Sample Qty: 0.00 EACH Job Cost ID: 1100		Work Type: Bridge
 Steel/Iron Crew	Quantity: 1 x Parent Qty.	Sample Qty: 0.00 EACH	Production Rate: 0.00 EACH/DY ⁺
 Structural Steel	Quantity: 0.00 LB	Sample Qty: 0.00 LB	
 1700 - Concrete Paving	Sample Qty: 200.00 CY Job Cost ID: 1200	Task JCID: 1200	Work Type: Concrete
 Concrete Paving Crew	Quantity: 1 x Parent Qty.	Sample Qty: 200.00 CY	Production Rate: 50.00 CY/PH
 Class A Concrete	Quantity: 1 x Parent Qty.	Sample Qty: 200.00 CY	
 1800 - Install 12" Ductile Iron Pipe	Sample Qty: 0.00 LF Job Cost ID: 2400	Task JCID: 2400	Work Type: Pipe
 Pipe Crew, Standard	Quantity: 1 x Parent Qty.	Sample Qty: 0.00 LF	Production Rate: 200.00 LF/DY ⁺
 Pipe, Ductile Iron, 12"	Quantity: 1 x Parent Qty.	Sample Qty: 0.00 LF	
 Bedding 3/4"	Quantity: 0.00 TON	Sample Qty: 0.00 TON	
 1805 - Furnish And Install 4 X 4 Catch Basin	Sample Qty: 0.00 EACH Job Cost ID: 1200		Work Type: Erect Structures
 Erect Structures	Quantity: 1 x Parent Qty.	Sample Qty: 0.00 EACH	Production Rate: 3.00 EACH/DY ⁺
 Concrete Pre-Cast Catch Basin (4' X 4')	Quantity: 1 x Parent Qty.	Sample Qty: 0.00 EACH	
 Excavation	Quantity: 3 x Parent Qty.	Sample Qty: 0.00 CY	
 1815 - Furnish And Install 18" PE Pipeline	Sample Qty: 1,000.00 LF Job Cost ID: 2400	Task JCID: 2400	Work Type: Pipe
 Environmental	Quantity: 1.00 LS	Sample Qty: 1.00 LS	
 Erosion Control Material Placement Crew	Quantity: 1 x Parent Qty.	Sample Qty: 1.00 LS	Production Rate: 0.25 LS/DY
 ROW	Quantity: 0.00 SY	Sample Qty: 0.00 SY	
 Material Grading Crew	Quantity: 1 x Parent Qty.	Sample Qty: 0.00 SY	Production Rate: 2,000.00 SY/DY ⁺
 Construction Entrance Mats	Quantity: 0.00 EACH	Sample Qty: 0.00 EACH	
 Tie Ins	Quantity: 0.00 EACH	Sample Qty: 0.00 EACH	
 Pipe / Tie In Crew	Quantity: 1 x Parent Qty.	Sample Qty: 0.00 EACH	Production Rate: 2.00 EACH/DY ⁺
 Unload-String	Quantity: 1 x Parent Qty.	Sample Qty: 1,000.00 LF	
 Pipe / Tie In Crew	Quantity: 1 x Parent Qty.	Sample Qty: 1,000.00 LF	Production Rate: 500.00 LF/DY ⁺
 Lower - And Backfill	Quantity: 1 x Parent Qty.	Sample Qty: 1,000.00 LF	
 Pipe Crew, Standard	Quantity: 1 x Parent Qty.	Sample Qty: 1,000.00 LF	Production Rate: 200.00 LF/DY ⁺
 Polyethylene Pipe, 18"	Quantity: 1 x Parent Qty.	Sample Qty: 1,000.00 LF	

(Item Template 1815 - Furnish And Install 18" PE Pipeline Continued)

 PE Fusion Team	Quantity: 0.05 x Parent Qty.	Sample Qty: 50.00 EACH	Production Rate: 2.00 EACH/PH ⁺	
 Hydrotest	Quantity: 1 x Parent Qty.	Sample Qty: 1,000.00 LF		Unit Cost: \$3.50
		Categorize As: Subcontracted		

D 1817 - Furnish And Install 24" RCP	Sample Qty: 1,000.00 LF Job Cost ID: 2400	Task JCID: 2400	Work Type: Pipe	
 Pipe Crew, Standard	Quantity: 1 x Parent Qty.	Sample Qty: 1,000.00 LF	Production Rate: 200.00 LF/DY ⁺	
 Pipe, RCP, 24"	Quantity: 1 x Parent Qty.	Sample Qty: 1,000.00 LF		
 Bedding 3/4"	Quantity: 0.125 x Parent Qty.	Sample Qty: 125.00 TON		
 Permits	Quantity: 1.00 LS	Sample Qty: 1.00 LS		
 Trucking	Quantity: 125.00 TON	Sample Qty: 125.00 TON	Round Trip: 0.00 HR Capacity: 15.00 TON	Cost per Hour: \$88.00























D 1835 - Furnish And Install 18" Ductile Iron Waterline	Sample Qty: 1,000.00 LF Job Cost ID: 2400	Task JCID: 2400	Work Type: Waterline	
D ROW	Quantity: 0.00 SY	Sample Qty: 0.00 SY		
 Material Grading Crew	Quantity: 1 x Parent Qty.	Sample Qty: 0.00 SY	Production Rate: 2,000.00 SY/DY ⁺	
 Construction Entrance Mats	Quantity: 0.00 EACH	Sample Qty: 0.00 EACH		
D Tie Ins	Quantity: 0.00 EACH	Sample Qty: 0.00 EACH		
 Pipe / Tie In Crew	Quantity: 1 x Parent Qty.	Sample Qty: 0.00 EACH	Production Rate: 2.00 EACH/DY ⁺	
D Unload-String	Quantity: 1 x Parent Qty.	Sample Qty: 1,000.00 LF		
 Pipe / Tie In Crew	Quantity: 1 x Parent Qty.	Sample Qty: 1,000.00 LF	Production Rate: 500.00 LF/DY ⁺	
D Lower - And Backfill	Quantity: 1 x Parent Qty.	Sample Qty: 1,000.00 LF		
 Pipe Crew, Standard	Quantity: 1 x Parent Qty.	Sample Qty: 1,000.00 LF	Production Rate: 200.00 LF/DY ⁺	
 Pipe, Ductile Iron, 18"	Quantity: 1 x Parent Qty.	Sample Qty: 1,000.00 LF		
 Welding Crew	Quantity: 0.05 x Parent Qty.	Sample Qty: 50.00 EACH	Production Rate: 6.00 MH/EACH	
S Hydrotest	Quantity: 1 x Parent Qty.	Sample Qty: 1,000.00 LF		Unit Cost: \$3.50
		Categorize As: Subcontracted		
























D 1850 - Furnish And Install 36" RCP (2ft Wide)	Sample Qty: 2,000.00 LF Job Cost ID: 2400	Task JCID: 2400	Work Type: Pipe	
 Pipe Crew, Standard	Quantity: 1 x Parent Qty.	Sample Qty: 2,000.00 LF	Production Rate: 100.00 LF/DY	
 Pipe, RCP 36"	Quantity: 1 x Parent Qty.	Sample Qty: 2,000.00 LF		
 Bedding 3/4"	Quantity: 0.125 x Parent Qty.	Sample Qty: 250.00 TON		

D 1925 - 1" Asphalt Paving	Sample Qty: 5,000.00 SY Job Cost ID: 2300	Task JCID: 2300	Work Type: Paving	
D Paving By The Ton	Quantity: 0.055 x Parent Qty. Job Cost ID: 2300	Sample Qty: 275.00 TON		
S Sweeping	Quantity: 1.00 HR	Sample Qty: 1.00 HR		Unit Cost: \$150.00
















D 1950 - 2" Asphalt Paving	Sample Qty: 25,000.00 SY Job Cost ID: 2300	Task JCID: 2300	Work Type: Paving	
-----------------------------------	---	------------------------	--------------------------	--

(Item Template 1950 - 2" Asphalt Paving Continued)

 Fine Grading	Quantity: 1 x Parent Qty.	Sample Qty: 25,000.00 SY	
 Paving By The Ton	Quantity: 0.11 x Parent Qty. Job Cost ID: 2300	Sample Qty: 2,750.00 TON	
D 2200 - Furnish And Install Geotextile	Sample Qty: 0.00 SY Job Cost ID: 4250	Task JCID: 4250	Work Type: Erosion Control
 Erosion Control Material Placement Crew	Quantity: 1 x Parent Qty.	Sample Qty: 0.00 SY	Production Rate: 8,000.00 SY/DY ⁺
 Geotextile	Quantity: 1 x Parent Qty.	Sample Qty: 0.00 SY	
D 2225 - Place Rip Rap	Sample Qty: 0.00 TON Job Cost ID: 4250	Task JCID: 4250	Work Type: Erosion Control
 Rip Rap Placement Crew	Quantity: 1 x Parent Qty.	Sample Qty: 0.00 TON	Production Rate: 600.00 TON/DY
 Rip Rap	Quantity: 1 x Parent Qty.	Sample Qty: 0.00 TON	
D 2250 - Install Silt Fence	Sample Qty: 0.00 LF Job Cost ID: 4250	Task JCID: 4250	Work Type: Erosion Control
 Erosion Control Material Placement Crew	Quantity: 1 x Parent Qty.	Sample Qty: 0.00 LF	Production Rate: 2,000.00 LF/DY ⁺
 Silt Fence	Quantity: 1 x Parent Qty.	Sample Qty: 0.00 LF	
D 2300 - Install Chance Micro Pile	Sample Qty: 1,000.00 LF Job Cost ID: 2985	Task JCID: 2985	Work Type: Piling
 Micro Pile Crew	Quantity: 1 x Parent Qty.	Sample Qty: 1,000.00 LF	Production Rate: 100.00 LF/PH ⁺
 Helical Pile, SS, Lead Section	Quantity: 1.00 EACH	Sample Qty: 1.00 EACH	
 Helical Pile, SS, Plane Extension	Quantity: 0.125 x Parent Qty.	Sample Qty: 125.00 EACH	
 Grout, Construction (50lbs Bag)	Quantity: 0.00 EACH	Sample Qty: 0.00 EACH	
D 3150 - Signal Mast Arm 20 Feet - Steel	Sample Qty: 0.00 EACH Job Cost ID: 2650		Work Type: Electrical
 Mast Arm, Steel (20 Feet)	Quantity: 1 x Parent Qty.	Sample Qty: 0.00 EACH	
 Pole/Tower Foundation	Quantity: 0.00 CY	Sample Qty: 0.00 CY	
D 3155 - Solar Panel Array (5000w)	Sample Qty: 0.00 EACH Job Cost ID: 1750		Work Type: Renewables
 Cabling/Conduit Crew	Quantity: 1 x Parent Qty.	Sample Qty: 0.00 EACH	Production Rate: 0.50 EACH/DY
 Two Man Electrical Crew	Quantity: 1 x Parent Qty.	Sample Qty: 0.00 EACH	Production Rate: 0.50 EACH/DY
 Solar Panel, Silver Poly, 260W, 8.39A, 31.05 VDC	Quantity: 20 x Parent Qty.	Sample Qty: 0.00 EACH	
 Solar Inverter, 5000w	Quantity: 1 x Parent Qty.	Sample Qty: 0.00 EACH	
 #14 THW WIRE	Quantity: 300 x Parent Qty.	Sample Qty: 0.00 LF	
 2 AWG Cable, (rated For Up To 600V)	Quantity: 150 x Parent Qty.	Sample Qty: 0.00 LF	
D 3185 - Finish And Install High Voltage Overhead Lines, And Towers (8 Strand)	Sample Qty: 50,000.00 LF		Work Type: Electrical
 High Tension Tower	Quantity: 0.001 x Parent Qty.	Sample Qty: 50.00 EACH	
 Install Powerline, High Tension, 8 Strand	Quantity: 8 x Parent Qty.	Sample Qty: 400,000.00 LF	

D 3195 - Install 18" Conduit, Underground Directional Drill	Sample Qty: 1,500.00 LF Job Cost ID: 3990	Task JCID: 3990	Work Type: Conduit
 Pilot	Quantity: 1 x Parent Qty.	Sample Qty: 1,500.00 LF	
 Horizontal Drilling (Medium)	Quantity: 1 x Parent Qty.	Sample Qty: 1,500.00 LF	Production Rate: 175.00 LF/PH ⁺
 Ream	Quantity: 1 x Parent Qty.	Sample Qty: 1,500.00 LF	
 Horizontal Drilling (Medium)	Quantity: 1 x Parent Qty.	Sample Qty: 1,500.00 LF	Production Rate: 150.00 LF/PH
 Drilling Mud	Quantity: 10 x Parent Qty.	Sample Qty: 15,000.00 GAL	
 Pull Back	Quantity: 1 x Parent Qty.	Sample Qty: 1,500.00 LF	
 Horizontal Drilling (Medium)	Quantity: 1 x Parent Qty.	Sample Qty: 1,500.00 LF	Production Rate: 125.00 LF/PH
 Underground Conduit, 18"	Quantity: 1 x Parent Qty.	Sample Qty: 1,500.00 LF	
D 3200 - Underground Conduit	Sample Qty: 0.00 LF Job Cost ID: 3990	Task JCID: 3990	Work Type: Cabling
 Trenching Crew	Quantity: 1 x Parent Qty.	Sample Qty: 0.00 LF	Production Rate: 500.00 LF/DY ⁺
 Conduit, PVC SCH 80, 3.0"	Quantity: 1 x Parent Qty.	Sample Qty: 0.00 LF	
D 4600 - Demolition Of Metal Building	Sample Qty: 1.00 LS Job Cost ID: 1400		Work Type: Demolition
 Permits	Quantity: 1 x Parent Qty.	Sample Qty: 1.00 LS	
 Disconnect Electrical / Mechanical	Quantity: 0.00 HR	Sample Qty: 0.00 HR	Unit Cost: \$0.00
		Categorize As: Subcontracted	
 Removal Of Electrical / Mechanical	Quantity: 0.00 CY	Sample Qty: 0.00 CY	
 Demolition Crew	Quantity: 1 x Parent Qty.	Sample Qty: 0.00 CY	Production Rate: 2,000.00 CY/DY ⁺
 Trucking	Quantity: 1 x Parent Qty.	Sample Qty: 0.00 CY	Round Trip: 0.00 HR Capacity: 12.00 CY Cost per Hour: \$85.00
 Remove Asbestos	Quantity: 0.00 SF	Sample Qty: 0.00 SF	
 Demolish Structure	Quantity: 0.00 CY	Sample Qty: 0.00 CY	
 Demolition Crew	Quantity: 1 x Parent Qty.	Sample Qty: 0.00 CY	Production Rate: 2,000.00 CY/DY ⁺
D 4625 - Demolition	Sample Qty: 0.00 CY Job Cost ID: 1400	Task JCID: 1400	Work Type: Demolition
 Demolition Crew	Quantity: 1 x Parent Qty.	Sample Qty: 0.00 CY	Production Rate: 2,000.00 CY/DY ⁺
 Trucking	Quantity: 1 x Parent Qty.	Sample Qty: 0.00 CY	Round Trip: 0.00 HR Capacity: 12.00 CY Cost per Hour: \$88.00
 Hazmat Disposal Fee	Quantity: 1 x Parent Qty.	Sample Qty: 0.00 CY	
D 4650 - Demolish And Remove Asphalt	Sample Qty: 0.00 SY Job Cost ID: 1400	Task JCID: 1400	Work Type: Demolition
 Wrecking Asphalt Crew	Quantity: 1 x Parent Qty.	Sample Qty: 0.00 SY	Production Rate: 0.00 SY/DY ⁺
 Trucking	Quantity: 0.165 x Parent Qty.	Sample Qty: 0.00 TON	Round Trip: 0.00 HR Capacity: 15.00 TON Cost per Hour: \$88.00
D 4900 - Install DIP (36") Welded In Place	Sample Qty: 0.00 LF Job Cost ID: 2400		Work Type: Pipe

(Item Template 4900 - Install DIP (36") Welded In Place Continued)

 Ductile Iron Pipe Crew	Quantity: 1 x Parent Qty.	Sample Qty: 0.00 LF	Production Rate: 0.00 LF/DY [‡]
 Pipe, Ductile Iron, 36"	Quantity: 1 x Parent Qty.	Sample Qty: 0.00 LF	
 Welding Crew	Quantity: 0.05 x Parent Qty.	Sample Qty: 0.00 EACH	Production Rate: 2.00 MH/EACH [‡]
<hr/>			
D 4950 - Electrical Substation	Sample Qty: 1.00 LS [†]	Task JCID: 1700	Work Type: Electrical
	Job Cost ID: 1700		
 Primary Lines	Quantity: 0.00 LF	Sample Qty: 0.00 LF	
 Ground Wire Placement	Quantity: 0.00 LF	Sample Qty: 0.00 LF	
 Overhead Lines	Quantity: 0.00 LF	Sample Qty: 0.00 LF	
 Transformer	Quantity: 0.00 EACH	Sample Qty: 0.00 EACH	
 Disconnect Switch	Quantity: 0.00 EACH	Sample Qty: 0.00 EACH	
 Two Man Electrical Crew	Quantity: 1 x Parent Qty.	Sample Qty: 0.00 EACH	Production Rate: 0.00 EACH/DY [‡]
 Circuit Breaker	Quantity: 0.00 EACH	Sample Qty: 0.00 EACH	
 Two Man Electrical Crew	Quantity: 1 x Parent Qty.	Sample Qty: 0.00 EACH	Production Rate: 0.00 EACH/DY [‡]
 Current Transformer	Quantity: 0.00 EACH	Sample Qty: 0.00 EACH	
 Two Man Electrical Crew	Quantity: 1 x Parent Qty.	Sample Qty: 0.00 EACH	Production Rate: 0.00 EACH/DY [‡]
 Lightning Arrestor	Quantity: 0.00 EACH	Sample Qty: 0.00 EACH	
 Two Man Electrical Crew	Quantity: 1 x Parent Qty.	Sample Qty: 0.00 EACH	Production Rate: 0.00 EACH/DY [‡]