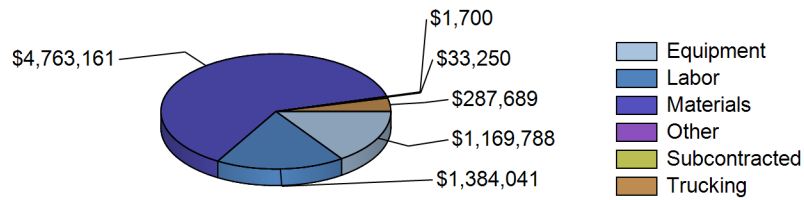


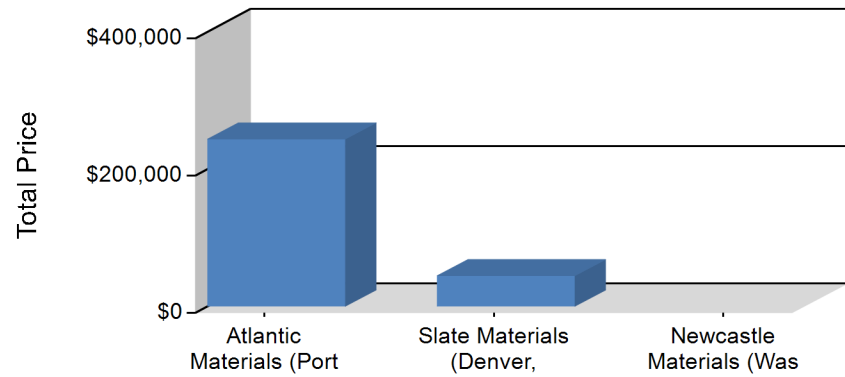
Trend Analysis Dashboard

Start Date:	4/1/2018	End Date:	6/30/2018
Date Range:	(Custom)	Primary Customer:	(All)
Estimate Type:	(All)	Estimator:	(All)
Bid As:	(All)	Division:	Division III
Win Status:	Won	Last Population Run On:	9/9/2019 4:23 PM
Loss Status:	Lost		

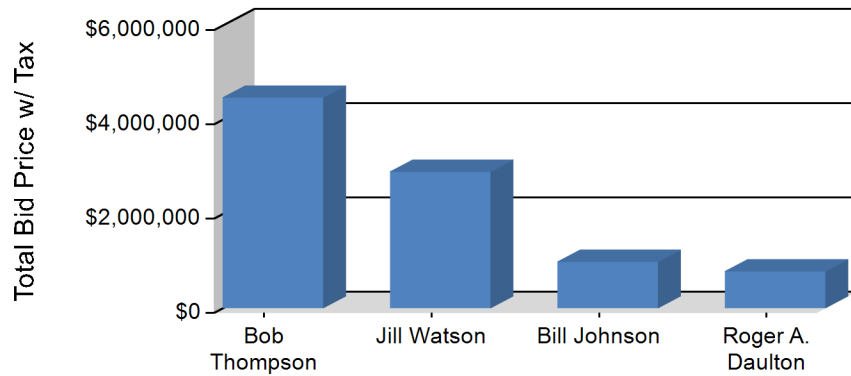
Cost Category Totals



Top Five Vendors



Top Five Estimators



Win / Loss vs. Bid

