



B2W Software, Inc.
 Martingale Wharf
 99 Bow Street, Suite 500
 Portsmouth, NH 03801

SAMPLE REPORT











































Work Order With Unit Cost Report













Project Name: Fox Hill Economic Development Project	Customer: Agneron Construction
Job Number: 100 Bid Number: 6546874	Billing Address: 45 Bushmills Rd.
Bid As: General Contractor	Jupiter, FL
Estimator: Tom Willey	Phone: (863) 555-9032
Project Address: 100 Cross Road, Chichester, NH	Contact: Jim Agner
Completion Date: 4/30/2019	

Pay Items




Description	Job Cost ID	Task JC ID	Quantity	UM	Unit Cost
D 10 - Mobilization	9950		20.00	EACH	\$782.61
Mobilization Crew (1.80 EACH/DY, 11.11 DY, 8.00 HR/DY)			20.00	EACH	\$782.61
Lowbed			11.11	DY	\$229.83
Lowbed Driver			111.11	HR	\$35.30
Ford 250 Pick Up			111.11	HR	\$17.54
Foreman			111.11	HR	\$65.04
L 30 - Common Excavation	1800	1800	9,000.00	CY	\$20.20
TMW - 9/9/2019 12:25 PM: Soil samples are still pending on this item					
Excavation Crew (765.00 CY/DY, 11.76 DY, 10.00 HR/DY)			9,000.00	CY	\$5.44
CAT 560 Loader			117.65	HR	\$82.04
JD 550 Excavator			117.65	HR	\$93.00
Foreman			117.65	HR	\$65.04
Loader Operator			117.65	HR	\$61.25
Excavator Operator			117.65	HR	\$43.15
Laborer [2]			117.65	HR	\$27.24
Ford 250 Pick Up			117.65	HR	\$17.54
Trucking (11.76 DY, 8.00 Trucks, 76.50 CY/HR)			9,000.00	CY	\$9.20
NON RFQ Sub Task			1.00	LS	\$50,000.00
D 50 - Fine Grading	1900	1900	45,000.00	SY	\$7.99
Fine Grading Crew (504.00 SY/DY, 89.29 DY, 8.00 HR/DY)			45,000.00	SY	\$7.99
CAT 623 Grader			892.86	HR	\$59.79
Grader Operator			892.86	HR	\$35.92
CAT Vibratory Roller			892.86	HR	\$45.04
Roller Operator			892.86	HR	\$37.47
Water Truck - WT			892.86	HR	\$20.00
Operator			892.86	HR	\$36.54
Foreman			892.86	HR	\$78.48
Laborer			892.86	HR	\$27.24

Description	Job Cost ID	Task JC ID	Quantity	UM	Unit Cost
(Item 50 - Fine Grading continued)					
Bobcat			89.29	DY	\$258.33
Operator			892.86	HR	\$36.54
S 60 - Guard Rail - Type 1, Section 12 (Smith & Son's Fencing And Rail)	1950	1950	8,000.00	LF	\$12.00
S 70 - Guard Rail - Type 2, Section 18 (Smith & Son's Fencing And Rail)	1950	1950	7,250.00	LF	\$13.00
<> 80 - Install Sod (Forsythe Industries)	2025		28,500.00	SF	\$0.00
D 100 - Common Excavation	1800	1800	6,000.00	CY	\$17.45
Excavation Crew (675.00 CY/DY, 9.78 DY, 8.00 HR/DY)			6,600.00	CY	\$9.66
TMW - 3/28/2019 2:33 PM: This area has a lot of tough soil conditions, our production will be half what it normally is.					
CAT 550 Excavator			97.78	HR	\$92.79
Excavator Operator			97.78	HR	\$43.15
CAT 560 Loader [2]			9.78	DY	\$1,371.83
Loader Operator [2]			97.78	HR	\$61.25
Foreman			97.78	HR	\$65.04
Laborer [2]			97.78	HR	\$27.24
Trucking (9.78 DY, 6.00 Trucks, 76.70 CY/HR)	1000		6,000.00	CY	\$6.65
Permit			1.00	LS	\$1,000.00
D 180 - Install 18" RCP	2400	2400	2,250.00	LF	\$79.90
Pipe Crew, Standard (90.00 LF/DY, 25.00 DY, 8.00 HR/DY)			2,250.00	LF	\$37.47
JD 550 Excavator			200.00	HR	\$93.00
Excavator Operator			250.00	HR	\$43.15
CAT 560 Loader			200.00	HR	\$82.66
Loader Operator			250.00	HR	\$61.25
Foreman			250.00	HR	\$65.04
Laborer			250.00	HR	\$27.24
Pipe, RCP, 18" (Atlantic Materials)	RCP18		2,250.00	LF	\$17.85
Bedding 3/4" (Commercial Pipe & Supply Corp.)	BED34		295.31	TON	\$12.08
Inspection Permits			2,250.00	LF	\$2.00
Trucking (1.00 DY, 0.62 Trucks, 36.91 TON/HR)			295.31	TON	\$1.47
Excavation			9,000.00	CY	\$4.90
Excavation Crew (850.00 CY/DY, 10.59 DY, 10.00 HR/DY)			9,000.00	CY	\$4.90
CAT 560 Loader			105.88	HR	\$82.04
JD 550 Excavator			105.88	HR	\$93.00
Foreman			105.88	HR	\$65.04
Loader Operator			105.88	HR	\$61.25
Excavator Operator			105.88	HR	\$43.15
Laborer [2]			105.88	HR	\$27.24
Ford 250 Pick Up			105.88	HR	\$17.54
Silt Fence (Owen Lars Nursery)	SLTF		2,250.00	LF	\$1.21
B 220 - Furnish And Install 36" RCP	2400	2400	925.00	LF	\$95.67
TMW - 9/9/2019 12:25 PM: Owner still deciding if they will supply pipe or not					
Pipe Crew, Standard (72.00 LF/DY, 12.85 DY, 8.00 HR/DY)			925.00	LF	\$46.83
JD 550 Excavator			102.78	HR	\$93.00

Description	Job Cost ID	Task JC ID	Quantity	UM	Unit Cost
(Item 220 - Furnish And Install 36" RCP continued)					
 Excavator Operator			128.47	HR	\$43.15
 CAT 560 Loader			102.78	HR	\$82.66
 Loader Operator			128.47	HR	\$61.25
 Foreman			128.47	HR	\$65.04
 Laborer			128.47	HR	\$27.24
 Pipe, RCP 36"	RCP36		925.00	LF	\$47.25
 Bedding 3/4" (Commercial Pipe & Supply Corp.)	BED34		121.41	TON	\$12.08
 Excavation			5,550.00	UNIT	\$0.00
D 225 - 1" Asphalt Paving	2300	2300	64,800.00	SY	\$4.70
 Paving By The Ton	2300		3,564.00	TON	\$85.06
 Highway Paving Crew (720.00 TON/DY, 4.95 DY, 8.00 HR/DY)			3,564.00	TON	\$8.00
 Asphalt Distributor			39.60	HR	\$60.91
 Blaw-knox Road Paver			39.60	HR	\$106.25
 Paver Operator [2]			39.60	HR	\$37.08
 CAT Roller 10 Ton			39.60	HR	\$45.66
 Roller Operator			39.60	HR	\$38.50
 Operator			39.60	HR	\$37.65
 CAT Roller 5 Ton			39.60	HR	\$34.66
 Roller Operator [2]			39.60	HR	\$38.50
 Lowbed			4.95	DY	\$222.33
 Foreman			39.60	HR	\$63.56
 Laborer [6]			39.60	HR	\$25.57
 Trucking (4.95 DY, 1.50 Trucks, 90.00 TON/HR)			3,564.00	TON	\$1.47
 Asphalt Base, High Stress (General Aggregates)			3,564.00	TON	\$75.60
 Sweeping			1.00	HR	\$150.00
 Sweeping (BDM Sweeping Services)			24.95	HR	\$45.00
D 230 - 2" Asphalt Paving			58,000.00	SY	\$10.35
 Asphalt Base	2300		6,380.00	TON	\$84.01
 Highway Paving Crew (720.00 TON/DY, 8.86 DY, 8.00 HR/DY)			6,380.00	TON	\$9.63
 Asphalt Distributor			79.75	HR	\$60.57
 Blaw-knox Road Paver			79.75	HR	\$106.11
 Paver Operator [2]			88.61	HR	\$35.92
 CAT Roller 10 Ton			79.75	HR	\$45.32
 Roller Operator			88.61	HR	\$37.47
 Operator			88.61	HR	\$36.54
 CAT Roller 5 Ton			79.75	HR	\$34.32
 Roller Operator [2]			88.61	HR	\$37.47
 Lowbed			8.86	DY	\$226.08
 Foreman			88.61	HR	\$65.04
 Laborer [6]			88.61	HR	\$27.24
 Asphalt Base (General Aggregates)	AB01		6,380.00	TON	\$68.25
 Trucking (8.86 DY, 6.27 Trucks, 90.00 TON/HR)			6,380.00	TON	\$6.13
 Hydro Seed			58,000.00	SY	\$1.09
 Hydro Seeding (1,350.00 SY/DY, 42.96 DY, 10.00 HR/DY)			58,000.00	SY	\$1.08
 Ford 250 Pick Up			429.63	HR	\$17.54

Description	Job Cost ID	Task JC ID	Quantity	UM	Unit Cost
(Item 230 - 2" Asphalt Paving continued)					
 Foreman			429.63	HR	\$65.04
 Laborer			429.63	HR	\$27.24
 Turf Maker 550			429.63	HR	\$35.99
 Grass Seed (hydraulic Mix) (Owen Lars Nursery)	GRSD		5,800.00	LB	\$0.07
 Sweeping (BDM Sweeping Services)			22.33	HR	\$45.00
S 260 - Silt Fence (SouthEastern Clearing & Grubbing)	4250	4250	6,580.00	LF	\$2.00
S 270 - Install Geotextile (Environmental Containment Management)	4250	4250	8,520.00	SY	\$1.85
D 310 - Install Red Pavers	2000	2000	5,900.00	SY	\$45.46
 Landscaping Crew (57.60 SY/DY, 102.43 DY, 10.00 HR/DY)			5,900.00	SY	\$25.23
 Foreman			1,024.31	HR	\$65.04
 Hand Tools			1,024.31	HR	\$8.29
 Ford 250 Pick Up			1,024.31	HR	\$17.54
 Laborer [2]			1,024.31	HR	\$27.24
 Sand (Commercial Pipe & Supply Corp.)	SND		295.00	TON	\$10.79
 Red Concrete Brickface Patio Stone (16"X16") (Owen Lars Nursery)	RCBPS		29,500.00	EACH	\$3.94

Indirect Items

Description	Job Cost ID	Task JC ID	Quantity	UM	Unit Cost
D 300 - Supervision	9950	9950	800.00	HR	\$130.27
 Supervisor			800.00	HR	\$42.90
 Ford 250 Pick Up			800.00	HR	\$18.16
 Superintendent			800.00	HR	\$69.21

Direct Cost Totals

	<u>Amount</u>	<u>Percent of Direct Cost</u>
Labor:	\$608,669.15	26.21%
Equipment Owned:	\$273,538.73	11.78%
Equipment Rented:	\$80,116.44	3.45%
Materials Owned:	\$0.00	0.00%
Materials Purchased:	\$916,257.68	39.46%
Subcontracted:	\$271,449.26	11.69%
Trucking Owned:	\$88,483.85	3.81%
Trucking Hired:	\$78,986.19	3.40%
Miscellaneous:	\$4,500.00	0.19%
Plug:	<u>\$0.00</u>	0.00%
Direct Cost:	<u><u>\$2,322,001.31</u></u>	

Indirect Cost Totals

	<u>Amount</u>	<u>Percent of Indirect Cost</u>
Labor:	\$89,684.80	86.06%
Equipment Owned:	\$14,531.21	13.94%
Equipment Rented:	\$0.00	0.00%
Materials Owned:	\$0.00	0.00%
Materials Purchased:	\$0.00	0.00%
Subcontracted:	\$0.00	0.00%
Trucking Owned:	\$0.00	0.00%
Trucking Hired:	\$0.00	0.00%
Miscellaneous:	\$0.00	0.00%
Plug:	<u>\$0.00</u>	0.00%
Indirect Cost:	<u><u>\$104,216.01</u></u>	