



B2W Software, Inc.  
 Martingale Wharf  
 99 Bow Street, Suite 500  
 Portsmouth, NH 03801





































# SAMPLE REPORT









































## Cost Detail With Pricing



























<b>Project Name:</b> Fox Hill Economic Development Project	<b>Customer:</b> Agneron Construction
<b>Job Number:</b> 100 <b>Bid Number:</b> 6546874	<b>Billing Address:</b> 45 Bushmills Rd.
<b>Bid As:</b> General Contractor	Jupiter, FL
<b>Estimator:</b> Tom Willey	<b>Phone:</b> (863) 555-9032
<b>Project Address:</b> 100 Cross Road, Chichester, NH	<b>Contact:</b> Jim Agner
<b>Completion Date:</b> 4/30/2019	

### Pay Items





Description	Quantity	UM	Unit Direct Cost	Total Direct Cost	Unit Price	Total Price	Markup Percent
<b>D 10 - Mobilization</b>	<b>20.00</b>	<b>EACH</b>	<b>\$782.61</b>	<b>\$15,652.29</b>	<b>\$1,479.33</b>	<b>\$29,586.60</b>	<b>13.84%</b>
Mobilization Crew (1.80 EACH/DY, 11.11 DY)	20.00	EACH	\$782.61	\$15,652.29			
Lowbed	11.11	DY	\$229.83	\$2,553.62			
Lowbed Driver	111.11	HR	\$35.30	\$3,922.74			
Ford 250 Pick Up	111.11	HR	\$17.54	\$1,948.78			
Foreman	111.11	HR	\$65.04	\$7,227.14			
<b>D 30 - Common Excavation</b>	<b>9,000.00</b>	<b>CY</b>	<b>\$20.20</b>	<b>\$181,822.82</b>	<b>\$26.22</b>	<b>\$235,980.00</b>	<b>21.52%</b>
Excavation Crew (765.00 CY/DY, 11.76 DY)	9,000.00	CY	\$5.44	\$48,999.29			
CAT 560 Loader	117.65	HR	\$82.04	\$9,651.65			
JD 550 Excavator	117.65	HR	\$93.00	\$10,941.18			
Foreman	117.65	HR	\$65.04	\$7,652.27			
Loader Operator	117.65	HR	\$61.25	\$7,205.41			
Excavator Operator	117.65	HR	\$43.15	\$5,076.91			
Laborer [2]	117.65	HR	\$27.24	\$6,408.46			
Ford 250 Pick Up	117.65	HR	\$17.54	\$2,063.41			
Trucking (11.76 DY, 8.00 Trucks, 76.50 CY/HR)	9,000.00	CY	\$9.20	\$82,823.53			
NON RFQ Sub Task	1.00	LS	\$50,000.00	\$50,000.00			
<b>D 40 - Stabilize Embankment</b>	<b>10,000.00</b>	<b>SY</b>	<b>\$12.81</b>	<b>\$128,142.79</b>	<b>\$16.97</b>	<b>\$169,700.00</b>	<b>20.97%</b>
Remove Top 2'	6,600.00	CY	\$6.12	\$40,424.42			
Excavation Crew (680.00 CY/DY, 9.71 DY)	6,600.00	CY	\$6.12	\$40,424.42			
CAT 560 Loader	97.06	HR	\$82.04	\$7,962.61			
JD 550 Excavator	97.06	HR	\$93.00	\$9,026.47			
Foreman	97.06	HR	\$65.04	\$6,313.12			
Loader Operator	97.06	HR	\$61.25	\$5,944.46			
Excavator Operator	97.06	HR	\$43.15	\$4,188.45			
Laborer [2]	97.06	HR	\$27.24	\$5,286.98			
Ford 250 Pick Up	97.06	HR	\$17.54	\$1,702.32			

Description	Quantity	UM	Unit Direct Cost	Total Direct Cost	Unit Price	Total Price	Markup Percent
<b>(Item 40 - Stabilize Embankment continued)</b>							
 Place Erosion Control Materials	10,000.00	SY	\$8.77	\$87,718.37			
 Excavation Crew (800.00 TON/DY, 6.25 DY)	5,000.00	TON	\$5.21	\$26,030.87			
 CAT 560 Loader	62.50	HR	\$82.04	\$5,127.44			
 JD 550 Excavator	62.50	HR	\$93.00	\$5,812.50			
 Foreman	62.50	HR	\$65.04	\$4,065.27			
 Loader Operator	62.50	HR	\$61.25	\$3,827.88			
 Excavator Operator	62.50	HR	\$43.15	\$2,697.11			
 Laborer [2]	62.50	HR	\$27.24	\$3,404.49			
 Ford 250 Pick Up	62.50	HR	\$17.54	\$1,096.19			
 Rip Rap (Commercial Pipe & Supply Corp.)	5,000.00	TON	\$10.34	\$51,712.50			
 Vegetation Block Fabric (Newcastle Materials)	10,000.00	SY	\$1.00	\$9,975.00			
<b>D 50 - Fine Grading</b>	<b>45,000.00</b>	<b>SY</b>	<b>\$7.99</b>	<b>\$359,695.18</b>	<b>\$11.14</b>	<b>\$501,300.00</b>	<b>19.73%</b>
 Fine Grading Crew (504.00 SY/DY, 89.29 DY)	45,000.00	SY	\$7.99	\$359,695.18			
 CAT 623 Grader	892.86	HR	\$59.79	\$53,383.05			
 Grader Operator	892.86	HR	\$35.92	\$32,068.62			
 CAT Vibratory Roller	892.86	HR	\$45.04	\$40,213.41			
 Roller Operator	892.86	HR	\$37.47	\$33,458.23			
 Water Truck - WT	892.86	HR	\$20.00	\$17,857.14			
 Operator	892.86	HR	\$36.54	\$32,628.44			
 Foreman	892.86	HR	\$78.48	\$70,075.27			
 Laborer	892.86	HR	\$27.24	\$24,317.81			
 Bobcat	89.29	DY	\$258.33	\$23,064.78			
 Operator	892.86	HR	\$36.54	\$32,628.44			
<b>S 60 - Guard Rail - Type 1, Section 12 (Smith &amp; Son's Fencing And Rail)</b>	<b>8,000.00</b>	<b>LF</b>	<b>\$12.00</b>	<b>\$96,000.00</b>	<b>\$15.22</b>	<b>\$121,760.00</b>	<b>22.07%</b>
<b>S 70 - Guard Rail - Type 2, Section 18 (Smith &amp; Son's Fencing And Rail)</b>	<b>7,250.00</b>	<b>LF</b>	<b>\$13.00</b>	<b>\$94,250.00</b>	<b>\$16.49</b>	<b>\$119,552.50</b>	<b>22.08%</b>
<b>D 100 - Common Excavation</b>	<b>6,000.00</b>	<b>CY</b>	<b>\$17.45</b>	<b>\$104,675.35</b>	<b>\$23.08</b>	<b>\$138,480.00</b>	<b>21.02%</b>
 Excavation Crew (675.00 CY/DY, 9.78 DY)	6,600.00	CY	\$9.66	\$63,782.02			
 TMW - 3/28/2019 2:33 PM: This area has a lot of tough soil conditions, our production will be half what it normally is.							
 CAT 550 Excavator	97.78	HR	\$92.79	\$9,072.70			
 Excavator Operator	97.78	HR	\$43.15	\$4,219.48			
 CAT 560 Loader [2]	9.78	DY	\$1,371.83	\$26,826.81			
 Loader Operator [2]	97.78	HR	\$61.25	\$11,977.00			
 Foreman	97.78	HR	\$65.04	\$6,359.89			
 Laborer [2]	97.78	HR	\$27.24	\$5,326.14			
 Trucking (9.78 DY, 6.00 Trucks, 76.70 CY/HR)	6,000.00	CY	\$6.65	\$39,893.33			
 Permit	1.00	LS	\$1,000.00	\$1,000.00			
<b>D 180 - Install 18" RCP</b>	<b>2,250.00</b>	<b>LF</b>	<b>\$78.69</b>	<b>\$177,063.69</b>	<b>\$106.32</b>	<b>\$239,220.00</b>	<b>20.50%</b>
 Pipe Crew, Standard (90.00 LF/DY, 25.00 DY)	2,250.00	LF	\$37.47	\$84,302.80			
 JD 550 Excavator	200.00	HR	\$93.00	\$18,600.00			
 Excavator Operator	250.00	HR	\$43.15	\$10,788.44			
 CAT 560 Loader	200.00	HR	\$82.66	\$16,532.80			

Description	Quantity	UM	Unit Direct Cost	Total Direct Cost	Unit Price	Total Price	Markup Percent
<b>(Item 180 - Install 18" RCP continued)</b>							
 Loader Operator	250.00	HR	\$61.25	\$15,311.50			
 Foreman	250.00	HR	\$65.04	\$16,261.08			
 Laborer	250.00	HR	\$27.24	\$6,808.99			
 Pipe, RCP, 18" (Atlantic Materials)	2,250.00	LF	\$17.85	\$40,162.50			
 Bedding 3/4" (Commercial Pipe & Supply Corp.)	295.31	TON	\$12.08	\$3,565.90			
 Inspection Permits	2,250.00	LF	\$2.00	\$4,500.00			
 Trucking (1.00 DY, 0.62 Trucks, 36.91 TON/HR)	295.31	TON	\$1.47	\$433.13			
 Excavation	9,000.00	CY	\$4.90	\$44,099.36			
 Excavation Crew (850.00 CY/DY, 10.59 DY)	9,000.00	CY	\$4.90	\$44,099.36			
 CAT 560 Loader	105.88	HR	\$82.04	\$8,686.48			
 JD 550 Excavator	105.88	HR	\$93.00	\$9,847.06			
 Foreman	105.88	HR	\$65.04	\$6,887.04			
 Loader Operator	105.88	HR	\$61.25	\$6,484.87			
 Excavator Operator	105.88	HR	\$43.15	\$4,569.22			
 Laborer [2]	105.88	HR	\$27.24	\$5,767.61			
 Ford 250 Pick Up	105.88	HR	\$17.54	\$1,857.07			
<b>D 220 - Furnish And Install 36" RCP</b>	<b>925.00</b>	<b>LF</b>	<b>\$95.67</b>	<b>\$88,494.50</b>	<b>\$126.84</b>	<b>\$117,327.00</b>	<b>20.96%</b>
 Pipe Crew, Standard (72.00 LF/DY, 12.85 DY)	925.00	LF	\$46.83	\$43,322.27			
 JD 550 Excavator	102.78	HR	\$93.00	\$9,558.33			
 Excavator Operator	128.47	HR	\$43.15	\$5,544.06			
 CAT 560 Loader	102.78	HR	\$82.66	\$8,496.02			
 Loader Operator	128.47	HR	\$61.25	\$7,868.41			
 Foreman	128.47	HR	\$65.04	\$8,356.39			
 Laborer	128.47	HR	\$27.24	\$3,499.06			
 Pipe, RCP 36"	925.00	LF	\$47.25	\$43,706.25			
 Bedding 3/4" (Commercial Pipe & Supply Corp.)	121.41	TON	\$12.08	\$1,465.98			
 Excavation	5,550.00	UNIT	\$0.00	\$0.00			
<b>D 225 - 1" Asphalt Paving</b>	<b>64,800.00</b>	<b>SY</b>	<b>\$4.70</b>	<b>\$304,432.95</b>	<b>\$6.01</b>	<b>\$389,448.00</b>	<b>21.77%</b>
 Paving By The Ton	3,564.00	TON	\$85.06	\$303,160.43			
 Highway Paving Crew (720.00 TON/DY, 4.95 DY)	3,564.00	TON	\$8.00	\$28,494.83			
 Asphalt Distributor	39.60	HR	\$60.91	\$2,412.20			
 Blaw-knox Road Paver	39.60	HR	\$106.25	\$4,207.50			
 Paver Operator [2]	39.60	HR	\$37.08	\$2,937.01			
 CAT Roller 10 Ton	39.60	HR	\$45.66	\$1,808.30			
 Roller Operator	39.60	HR	\$38.50	\$1,524.54			
 Operator	39.60	HR	\$37.65	\$1,491.08			
 CAT Roller 5 Ton	39.60	HR	\$34.66	\$1,372.70			
 Roller Operator [2]	39.60	HR	\$38.50	\$3,049.07			
 Lowbed	4.95	DY	\$222.33	\$1,100.51			
 Foreman	39.60	HR	\$63.56	\$2,517.09			
 Laborer [6]	39.60	HR	\$25.57	\$6,074.84			
 Trucking (4.95 DY, 1.50 Trucks, 90.00 TON/HR)	3,564.00	TON	\$1.47	\$5,227.20			

Description	Quantity	UM	Unit Direct Cost	Total Direct Cost	Unit Price	Total Price	Markup Percent
<b>(Item 225 - 1" Asphalt Paving continued)</b>							
 Asphalt Base, High Stress (General Aggregates)	3,564.00	TON	\$75.60	\$269,438.40			
 Sweeping	1.00	HR	\$150.00	\$150.00			
 Sweeping (BDM Sweeping Services)	24.95	HR	\$45.00	\$1,122.53			
<b>D 230 - 2" Asphalt Paving</b>	<b>58,000.00</b>	<b>SY</b>	<b>\$10.35</b>	<b>\$600,058.26</b>	<b>\$13.40</b>	<b>\$777,200.00</b>	<b>21.56%</b>
 Asphalt Base	6,380.00	TON	\$84.01	\$535,983.66			
 Highway Paving Crew (720.00 TON/DY, 8.86 DY)	6,380.00	TON	\$9.63	\$61,455.80			
 Asphalt Distributor	79.75	HR	\$60.57	\$4,830.20			
 Blow-knox Road Paver	79.75	HR	\$106.11	\$8,462.36			
 Paver Operator [2]	88.61	HR	\$35.92	\$6,365.26			
 CAT Roller 10 Ton	79.75	HR	\$45.32	\$3,614.01			
 Roller Operator	88.61	HR	\$37.47	\$3,320.54			
 Operator	88.61	HR	\$36.54	\$3,238.19			
 CAT Roller 5 Ton	79.75	HR	\$34.32	\$2,736.76			
 Roller Operator [2]	88.61	HR	\$37.47	\$6,641.09			
 Lowbed	8.86	DY	\$226.08	\$2,003.28			
 Foreman	88.61	HR	\$65.04	\$5,763.65			
 Laborer [6]	88.61	HR	\$27.24	\$14,480.45			
 Asphalt Base (General Aggregates)	6,380.00	TON	\$68.25	\$435,435.00			
 Trucking (8.86 DY, 6.27 Trucks, 90.00 TON/HR)	6,380.00	TON	\$6.13	\$39,092.86			
 Hydro Seed	58,000.00	SY	\$1.09	\$63,069.86			
 Hydro Seeding (1,350.00 SY/DY, 42.96 DY)	58,000.00	SY	\$1.08	\$62,643.56			
 Ford 250 Pick Up	429.63	HR	\$17.54	\$7,535.28			
 Foreman	429.63	HR	\$65.04	\$27,944.96			
 Laborer	429.63	HR	\$27.24	\$11,701.37			
 Turf Maker 550	429.63	HR	\$35.99	\$15,461.95			
 Grass Seed (hydraulic Mix) (Owen Lars Nursery)	5,800.00	LB	\$0.07	\$426.30			
 Sweeping (BDM Sweeping Services)	22.33	HR	\$45.00	\$1,004.74			
<b>S 260 - Silt Fence (SouthEastern Clearing &amp; Grubbing)</b>	<b>6,580.00</b>	<b>LF</b>	<b>\$2.00</b>	<b>\$13,160.00</b>	<b>\$2.54</b>	<b>\$16,713.20</b>	<b>22.23%</b>
<b>S 270 - Install Geotextile (Environmental Containment Management)</b>	<b>8,520.00</b>	<b>SY</b>	<b>\$1.85</b>	<b>\$15,762.00</b>	<b>\$2.35</b>	<b>\$20,022.00</b>	<b>22.25%</b>

## Indirect Items

Description	Quantity	UM	Unit Indirect Cost	Total Indirect Cost
 Interest	1.00	LS	\$65,376.30	\$65,376.30
<b>P 200 - Project Trailer</b>	<b>15.00</b>	<b>MO</b>	<b>\$500.00</b>	<b>\$7,500.00</b>
<b>D 300 - Supervision</b>	<b>800.00</b>	<b>HR</b>	<b>\$130.27</b>	<b>\$104,216.01</b>
 Supervisor	800.00	HR	\$42.90	\$34,316.00
 Ford 250 Pick Up	800.00	HR	\$18.16	\$14,531.21
 Superintendent	800.00	HR	\$69.21	\$55,368.80
<b>E 600 - Small Tools &amp; Consumables</b>	<b>1.00</b>	<b>LS</b>	<b>\$0.00</b>	<b>\$0.00</b>

## Direct Cost Totals

	Amount	Percent of Direct Cost
<b>Labor:</b>	\$521,975.81	23.95%
<b>Equipment Owned:</b>	\$322,192.24	14.78%
<b>Equipment Rented:</b>	\$35,734.65	1.64%
<b>Materials Owned:</b>	\$0.00	0.00%
<b>Materials Purchased:</b>	\$855,887.83	39.28%
<b>Subcontracted:</b>	\$271,449.26	12.46%
<b>Trucking Owned:</b>	\$88,483.85	4.06%
<b>Trucking Hired:</b>	\$78,986.19	3.62%
<b>Miscellaneous:</b>	\$4,500.00	0.21%
<b>Plug:</b>	\$0.00	0.00%
<b>Direct Cost:</b>	<u>\$2,179,209.84</u>	

## Indirect Cost Totals

	Amount	Percent of Indirect Cost
<b>Labor:</b>	\$155,061.10	87.56%
<b>Equipment Owned:</b>	\$14,531.21	8.21%
<b>Equipment Rented:</b>	\$0.00	0.00%
<b>Materials Owned:</b>	\$0.00	0.00%
<b>Materials Purchased:</b>	\$0.00	0.00%
<b>Subcontracted:</b>	\$0.00	0.00%
<b>Trucking Owned:</b>	\$0.00	0.00%
<b>Trucking Hired:</b>	\$0.00	0.00%
<b>Miscellaneous:</b>	\$0.00	0.00%
<b>Plug:</b>	\$7,500.00	4.24%
<b>Indirect Cost:</b>	<u>\$177,092.31</u>	

## Pay Item Summary

	Amount	Percent of Bid Price
<b>Total Direct Cost:</b>	\$2,179,209.84	75.76%
<b>Total DC Adds/Cuts:</b>	\$0.00	0.00%
<b>Total Indirect Cost:</b>	\$177,092.31	6.16%
<b>Total Bond:</b>	\$19,732.63	0.69%
<b>Total Overall Cost:</b>	\$2,376,034.77	82.61%
<b>Total Overhead:</b>	\$237,603.48	8.26%
<b>Total Profit:</b>	\$262,651.05	9.13%
<b>Total Margin:</b>	\$500,254.53	17.39%
<b>Total Bid Price:</b>	<u>\$2,876,289.30</u>	