



B2W Software, Inc.
 Martingale Wharf
 99 Bow Street, Suite 500
 Portsmouth, NH 03801































SAMPLE REPORT




























Cost Detail With Pricing































Project Name: Fox Hill Economic Development Project	Customer: Agneron Construction
Job Number: 100 Bid Number: 6546874	Billing Address: 45 Bushmills Rd.
Bid As: General Contractor	Jupiter, FL
Estimator: Tom Willey	Phone: (863) 555-9032
Project Address: 100 Cross Road, Chichester, NH	Contact: Jim Agner
Completion Date: 4/30/2019	























Pay Items

Description	Quantity	UM	Unit Direct Cost	Total Direct Cost	Unit Price	Total Price	Markup Percent
D 10 - Mobilization	20.00	EACH	\$782.61	\$15,652.29	\$1,479.33	\$29,586.60	13.84%
Mobilization Crew (1.80 EACH/DY, 11.11 DY)	20.00	EACH	\$782.61	\$15,652.29			
Lowbed	11.11	DY	\$229.83	\$2,553.62			
Lowbed Driver	111.11	HR	\$35.30	\$3,922.74			
Ford 250 Pick Up	111.11	HR	\$17.54	\$1,948.78			
Foreman	111.11	HR	\$65.04	\$7,227.14			
D 30 - Common Excavation	9,000.00	CY	\$20.20	\$181,822.82	\$26.22	\$235,980.00	21.52%
Excavation Crew (765.00 CY/DY, 11.76 DY)	9,000.00	CY	\$5.44	\$48,999.29			
CAT 560 Loader	117.65	HR	\$82.04	\$9,651.65			
JD 550 Excavator	117.65	HR	\$93.00	\$10,941.18			
Foreman	117.65	HR	\$65.04	\$7,652.27			
Loader Operator	117.65	HR	\$61.25	\$7,205.41			
Excavator Operator	117.65	HR	\$43.15	\$5,076.91			
Laborer [2]	117.65	HR	\$27.24	\$6,408.46			
Ford 250 Pick Up	117.65	HR	\$17.54	\$2,063.41			
Trucking (11.76 DY, 8.00 Trucks, 76.50 CY/HR)	9,000.00	CY	\$9.20	\$82,823.53			
NON RFQ Sub Task	1.00	LS	\$50,000.00	\$50,000.00			

Description	Quantity	UM	Unit Direct Cost	Total Direct Cost	Unit Price	Total Price	Markup Percent
(Item 30 - Common Excavation continued)							
D 40 - Stabilize Embankment	10,000.00	SY	\$12.81	\$128,142.79	\$16.97	\$169,700.00	20.97%
 Remove Top 2'	6,600.00	CY	\$6.12	\$40,424.42			
 Excavation Crew (680.00 CY/DY, 9.71 DY)	6,600.00	CY	\$6.12	\$40,424.42			
 CAT 560 Loader	97.06	HR	\$82.04	\$7,962.61			
 JD 550 Excavator	97.06	HR	\$93.00	\$9,026.47			
 Foreman	97.06	HR	\$65.04	\$6,313.12			
 Loader Operator	97.06	HR	\$61.25	\$5,944.46			
 Excavator Operator	97.06	HR	\$43.15	\$4,188.45			
 Laborer [2]	97.06	HR	\$27.24	\$5,286.98			
 Ford 250 Pick Up	97.06	HR	\$17.54	\$1,702.32			
D Place Erosion Control Materials	10,000.00	SY	\$8.77	\$87,718.37			
 Excavation Crew (800.00 TON/DY, 6.25 DY)	5,000.00	TON	\$5.21	\$26,030.87			
 CAT 560 Loader	62.50	HR	\$82.04	\$5,127.44			
 JD 550 Excavator	62.50	HR	\$93.00	\$5,812.50			
 Foreman	62.50	HR	\$65.04	\$4,065.27			
 Loader Operator	62.50	HR	\$61.25	\$3,827.88			
 Excavator Operator	62.50	HR	\$43.15	\$2,697.11			
 Laborer [2]	62.50	HR	\$27.24	\$3,404.49			
 Ford 250 Pick Up	62.50	HR	\$17.54	\$1,096.19			
 Rip Rap (Commercial Pipe & Supply Corp.)	5,000.00	TON	\$10.34	\$51,712.50			
 Vegetation Block Fabric (Newcastle Materials)	10,000.00	SY	\$1.00	\$9,975.00			
D 50 - Fine Grading	45,000.00	SY	\$7.99	\$359,695.18	\$11.14	\$501,300.00	19.73%
 Fine Grading Crew (504.00 SY/DY, 89.29 DY)	45,000.00	SY	\$7.99	\$359,695.18			
 CAT 623 Grader	892.86	HR	\$59.79	\$53,383.05			
 Grader Operator	892.86	HR	\$35.92	\$32,068.62			
 CAT Vibratory Roller	892.86	HR	\$45.04	\$40,213.41			
 Roller Operator	892.86	HR	\$37.47	\$33,458.23			
 Water Truck - WT	892.86	HR	\$20.00	\$17,857.14			
 Operator	892.86	HR	\$36.54	\$32,628.44			
 Foreman	892.86	HR	\$78.48	\$70,075.27			
 Laborer	892.86	HR	\$27.24	\$24,317.81			
 Bobcat	89.29	DY	\$258.33	\$23,064.78			
 Operator	892.86	HR	\$36.54	\$32,628.44			





Description	Quantity	UM	Unit Direct Cost	Total Direct Cost	Unit Price	Total Price	Markup Percent
S 60 - Guard Rail - Type 1, Section 12 (Smith & Son's Fencing And Rail)	8,000.00	LF	\$12.00	\$96,000.00	\$15.22	\$121,760.00	22.07%
S 70 - Guard Rail - Type 2, Section 18 (Smith & Son's Fencing And Rail)	7,250.00	LF	\$13.00	\$94,250.00	\$16.49	\$119,552.50	22.08%
D 100 - Common Excavation	6,000.00	CY	\$17.45	\$104,675.35	\$23.08	\$138,480.00	21.02%
 Excavation Crew (675.00 CY/DY, 9.78 DY)	6,600.00	CY	\$9.66	\$63,782.02			
 TMW - 3/28/2019 2:33 PM: This area has a lot of tough soil conditions, our production will be half what it normally is.							
 CAT 550 Excavator	97.78	HR	\$92.79	\$9,072.70			
 Excavator Operator	97.78	HR	\$43.15	\$4,219.48			
 CAT 560 Loader [2]	9.78	DY	\$1,371.83	\$26,826.81			
 Loader Operator [2]	97.78	HR	\$61.25	\$11,977.00			
 Foreman	97.78	HR	\$65.04	\$6,359.89			
 Laborer [2]	97.78	HR	\$27.24	\$5,326.14			
 Trucking (9.78 DY, 6.00 Trucks, 76.70 CY/HR)	6,000.00	CY	\$6.65	\$39,893.33			
 Permit	1.00	LS	\$1,000.00	\$1,000.00			
D 180 - Install 18" RCP	2,250.00	LF	\$78.69	\$177,063.69	\$106.32	\$239,220.00	20.50%
 Pipe Crew, Standard (90.00 LF/DY, 25.00 DY)	2,250.00	LF	\$37.47	\$84,302.80			
 JD 550 Excavator	200.00	HR	\$93.00	\$18,600.00			
 Excavator Operator	250.00	HR	\$43.15	\$10,788.44			
 CAT 560 Loader	200.00	HR	\$82.66	\$16,532.80			
 Loader Operator	250.00	HR	\$61.25	\$15,311.50			
 Foreman	250.00	HR	\$65.04	\$16,261.08			
 Laborer	250.00	HR	\$27.24	\$6,808.99			
 Pipe, RCP, 18" (Atlantic Materials)	2,250.00	LF	\$17.85	\$40,162.50			
 Bedding 3/4" (Commercial Pipe & Supply Corp.)	295.31	TON	\$12.08	\$3,565.90			
 Inspection Permits	2,250.00	LF	\$2.00	\$4,500.00			
 Trucking (1.00 DY, 0.62 Trucks, 36.91 TON/HR)	295.31	TON	\$1.47	\$433.13			
D Excavation	9,000.00	CY	\$4.90	\$44,099.36			
 Excavation Crew (850.00 CY/DY, 10.59 DY)	9,000.00	CY	\$4.90	\$44,099.36			
 CAT 560 Loader	105.88	HR	\$82.04	\$8,686.48			
 JD 550 Excavator	105.88	HR	\$93.00	\$9,847.06			
 Foreman	105.88	HR	\$65.04	\$6,887.04			
 Loader Operator	105.88	HR	\$61.25	\$6,484.87			
 Excavator Operator	105.88	HR	\$43.15	\$4,569.22			

Description	Quantity	UM	Unit Direct Cost	Total Direct Cost	Unit Price	Total Price	Markup Percent
(Item 180 - Install 18" RCP continued)							
 Laborer [2]	105.88	HR	\$27.24	\$5,767.61			
 Ford 250 Pick Up	105.88	HR	\$17.54	\$1,857.07			
D 220 - Furnish And Install 36" RCP	925.00	LF	\$95.67	\$88,494.50	\$126.84	\$117,327.00	20.96%
 Pipe Crew, Standard (72.00 LF/DY, 12.85 DY)	925.00	LF	\$46.83	\$43,322.27			
 JD 550 Excavator	102.78	HR	\$93.00	\$9,558.33			
 Excavator Operator	128.47	HR	\$43.15	\$5,544.06			
 CAT 560 Loader	102.78	HR	\$82.66	\$8,496.02			
 Loader Operator	128.47	HR	\$61.25	\$7,868.41			
 Foreman	128.47	HR	\$65.04	\$8,356.39			
 Laborer	128.47	HR	\$27.24	\$3,499.06			
 Pipe, RCP 36"	925.00	LF	\$47.25	\$43,706.25			
 Bedding 3/4" (Commercial Pipe & Supply Corp.)	121.41	TON	\$12.08	\$1,465.98			
 Excavation	5,550.00	UNIT	\$0.00	\$0.00			
D 225 - 1" Asphalt Paving	64,800.00	SY	\$4.70	\$304,432.95	\$6.01	\$389,448.00	21.77%
 Paving By The Ton	3,564.00	TON	\$85.06	\$303,160.43			
 Highway Paving Crew (720.00 TON/DY, 4.95 DY)	3,564.00	TON	\$8.00	\$28,494.83			
 Asphalt Distributor	39.60	HR	\$60.91	\$2,412.20			
 Blow-knox Road Paver	39.60	HR	\$106.25	\$4,207.50			
 Paver Operator [2]	39.60	HR	\$37.08	\$2,937.01			
 CAT Roller 10 Ton	39.60	HR	\$45.66	\$1,808.30			
 Roller Operator	39.60	HR	\$38.50	\$1,524.54			
 Operator	39.60	HR	\$37.65	\$1,491.08			
 CAT Roller 5 Ton	39.60	HR	\$34.66	\$1,372.70			
 Roller Operator [2]	39.60	HR	\$38.50	\$3,049.07			
 Lowbed	4.95	DY	\$222.33	\$1,100.51			
 Foreman	39.60	HR	\$63.56	\$2,517.09			
 Laborer [6]	39.60	HR	\$25.57	\$6,074.84			
 Trucking (4.95 DY, 1.50 Trucks, 90.00 TON/HR)	3,564.00	TON	\$1.47	\$5,227.20			
 Asphalt Base, High Stress (General Aggregates)	3,564.00	TON	\$75.60	\$269,438.40			
 Sweeping	1.00	HR	\$150.00	\$150.00			
 Sweeping (BDM Sweeping Services)	24.95	HR	\$45.00	\$1,122.53			
D 230 - 2" Asphalt Paving	58,000.00	SY	\$10.35	\$600,058.26	\$13.40	\$777,200.00	21.56%
 Asphalt Base	6,380.00	TON	\$84.01	\$535,983.66			

Description	Quantity	UM	Unit Direct Cost	Total Direct Cost	Unit Price	Total Price	Markup Percent
(Item 230 - 2" Asphalt Paving continued)							
 Highway Paving Crew (720.00 TON/DY, 8.86 DY)	6,380.00	TON	\$9.63	\$61,455.80			
 Asphalt Distributor	79.75	HR	\$60.57	\$4,830.20			
 Blaw-knox Road Paver	79.75	HR	\$106.11	\$8,462.36			
 Paver Operator [2]	88.61	HR	\$35.92	\$6,365.26			
 CAT Roller 10 Ton	79.75	HR	\$45.32	\$3,614.01			
 Roller Operator	88.61	HR	\$37.47	\$3,320.54			
 Operator	88.61	HR	\$36.54	\$3,238.19			
 CAT Roller 5 Ton	79.75	HR	\$34.32	\$2,736.76			
 Roller Operator [2]	88.61	HR	\$37.47	\$6,641.09			
 Lowbed	8.86	DY	\$226.08	\$2,003.28			
 Foreman	88.61	HR	\$65.04	\$5,763.65			
 Laborer [6]	88.61	HR	\$27.24	\$14,480.45			
 Asphalt Base (General Aggregates)	6,380.00	TON	\$68.25	\$435,435.00			
 Trucking (8.86 DY, 6.27 Trucks, 90.00 TON/HR)	6,380.00	TON	\$6.13	\$39,092.86			
 Hydro Seed	58,000.00	SY	\$1.09	\$63,069.86			
 Hydro Seeding (1,350.00 SY/DY, 42.96 DY)	58,000.00	SY	\$1.08	\$62,643.56			
 Ford 250 Pick Up	429.63	HR	\$17.54	\$7,535.28			
 Foreman	429.63	HR	\$65.04	\$27,944.96			
 Laborer	429.63	HR	\$27.24	\$11,701.37			
 Turf Maker 550	429.63	HR	\$35.99	\$15,461.95			
 Grass Seed (hydraulic Mix) (Owen Lars Nursery)	5,800.00	LB	\$0.07	\$426.30			
 Sweeping (BDM Sweeping Services)	22.33	HR	\$45.00	\$1,004.74			
S 260 - Silt Fence (SouthEastern Clearing & Grubbing)	6,580.00	LF	\$2.00	\$13,160.00	\$2.54	\$16,713.20	22.23%
S 270 - Install Geotextile (Environmental Containment Management)	8,520.00	SY	\$1.85	\$15,762.00	\$2.35	\$20,022.00	22.25%

Indirect Items

Description	Quantity	UM	Unit Indirect Cost	Total Indirect Cost
I Interest	1.00	LS	\$65,376.30	\$65,376.30
P 200 - Project Trailer	15.00	MO	\$500.00	\$7,500.00
D 300 - Supervision	800.00	HR	\$130.27	\$104,216.01

Description	Quantity	UM	Unit Indirect Cost	Total Indirect Cost
<i>(Item 300 - Supervision continued)</i>				
 Supervisor	800.00	HR	\$42.90	\$34,316.00
 Ford 250 Pick Up	800.00	HR	\$18.16	\$14,531.21
 Superintendent	800.00	HR	\$69.21	\$55,368.80
 600 - Small Tools & Consumables	1.00	LS	\$0.00	\$0.00

Direct Cost Totals

	Amount	Percent of Direct Cost
Labor:	\$521,975.81	23.95%
Equipment Owned:	\$322,192.24	14.78%
Equipment Rented:	\$35,734.65	1.64%
Materials Owned:	\$0.00	0.00%
Materials Purchased:	\$855,887.83	39.28%
Subcontracted:	\$271,449.26	12.46%
Trucking Owned:	\$88,483.85	4.06%
Trucking Hired:	\$78,986.19	3.62%
Miscellaneous:	\$4,500.00	0.21%
Plug:	\$0.00	0.00%
Direct Cost:	<u>\$2,179,209.84</u>	

Indirect Cost Totals

	Amount	Percent of Indirect Cost
Labor:	\$155,061.10	87.56%
Equipment Owned:	\$14,531.21	8.21%
Equipment Rented:	\$0.00	0.00%
Materials Owned:	\$0.00	0.00%
Materials Purchased:	\$0.00	0.00%
Subcontracted:	\$0.00	0.00%
Trucking Owned:	\$0.00	0.00%
Trucking Hired:	\$0.00	0.00%
Miscellaneous:	\$0.00	0.00%
Plug:	\$7,500.00	4.24%
Indirect Cost:	<u>\$177,092.31</u>	

Pay Item Summary

	Amount	Percent of Bid Price
Total Direct Cost:	\$2,179,209.84	75.76%
Total DC Adds/Cuts:	\$0.00	0.00%
Total Indirect Cost:	\$177,092.31	6.16%
Total Bond:	\$19,732.63	0.69%
Total Overall Cost:	<u>\$2,376,034.77</u>	82.61%
Total Overhead:	\$237,603.48	8.26%
Total Profit:	\$262,651.05	9.13%
Total Margin:	\$500,254.53	17.39%
Total Bid Price:	<u><u>\$2,876,289.30</u></u>	