



B2W Software, Inc.
 Martingale Wharf
 99 Bow Street, Suite 500
 Portsmouth, NH 03801

SAMPLE REPORT

Cost Detail with Manhours Without Labor and Equipment by Phase







Project Name: Fox Hill Economic Development Project	Customer: Agneron Construction
Job Number: 100 Bid Number: 6546874	Billing Address: 45 Bushmills Rd.
Bid As: General Contractor	Jupiter, FL
Estimator: Tom Willey	Phone: (863) 555-9032
Project Address: 100 Cross Road, Chichester, NH	Contact: Jim Agner
Completion Date: 4/30/2019	




Pay Items






Description	Quantity	UM	Man Hours	Man Hours per Unit	Unit Direct Cost	Total Direct Cost
Phase: Phase I						
D 10 - Mobilization	20.00	EACH	222.22	11.11	\$782.61	\$15,652.29
Mobilization Crew (1.80 EACH/DY, 11.11 DY)	20.00	EACH	222.22	11.11	\$782.61	\$15,652.29
D 30 - Common Excavation	9,000.00	CY	588.24	0.07	\$20.20	\$181,822.82
Excavation Crew (765.00 CY/DY, 11.76 DY)	9,000.00	CY	588.24	0.07	\$5.44	\$48,999.29
Trucking (11.76 DY, 8.00 Trucks, 76.50 CY/HR)	9,000.00	CY			\$9.20	\$82,823.53
NON RFQ Sub Task	1.00	LS			\$50,000.00	\$50,000.00
D 40 - Stabilize Embankment	10,000.00	SY	797.79	0.08	\$12.81	\$128,142.79
Remove Top 2'	6,600.00	CY	485.29	0.07	\$6.12	\$40,424.42
Excavation Crew (680.00 CY/DY, 9.71 DY)	6,600.00	CY	485.29	0.07	\$6.12	\$40,424.42
Place Erosion Control Materials	10,000.00	SY	312.50	0.03	\$8.77	\$87,718.37
Excavation Crew (800.00 TON/DY, 6.25 DY)	5,000.00	TON	312.50	0.06	\$5.21	\$26,030.87
Rip Rap (Commercial Pipe & Supply Corp.)	5,000.00	TON			\$10.34	\$51,712.50
Vegetation Block Fabric (Newcastle Materials)	10,000.00	SY			\$1.00	\$9,975.00
D 50 - Fine Grading	45,000.00	SY	5,357.14	0.12	\$7.99	\$359,695.18
Fine Grading Crew (504.00 SY/DY, 89.29 DY)	45,000.00	SY	5,357.14	0.12	\$7.99	\$359,695.18
D 100 - Common Excavation	6,000.00	CY	586.67	0.10	\$17.45	\$104,675.35
Excavation Crew (675.00 CY/DY, 9.78 DY)	6,000.00	CY	586.67	0.09	\$9.66	\$63,782.02
TMW - 3/28/2019 2:33 PM: This area has a lot of tough soil conditions, our production will be half what it normally is.						
Trucking (9.78 DY, 6.00 Trucks, 76.70 CY/HR)	6,000.00	CY			\$6.65	\$39,893.33
Permit	1.00	LS			\$1,000.00	\$1,000.00
D 225 - 1" Asphalt Paving	64,800.00	SY	514.80	0.01	\$4.70	\$304,432.95
Paving By The Ton	3,564.00	TON	514.80	0.14	\$85.06	\$303,160.43
Highway Paving Crew (720.00 TON/DY, 4.95 DY)	3,564.00	TON	514.80	0.14	\$8.00	\$28,494.83
Trucking (4.95 DY, 1.50 Trucks, 90.00 TON/HR)	3,564.00	TON			\$1.47	\$5,227.20
Asphalt Base, High Stress (General Aggregates)	3,564.00	TON			\$75.60	\$269,438.40
Sweeping	1.00	HR			\$150.00	\$150.00
Sweeping (BDM Sweeping Services)	24.95	HR			\$45.00	\$1,122.53

Description	Quantity	UM	Man Hours	Man Hours per Unit	Unit Direct Cost	Total Direct Cost
S 260 - Silt Fence (SouthEastern Clearing & Grubbing)	6,580.00	LF			\$2.00	\$13,160.00

Phase: Phase II

D 180 - Install 18" RCP	2,250.00	LF	1,529.41	0.68	\$78.69	\$177,063.69
 Pipe Crew, Standard (90.00 LF/DY, 25.00 DY)	2,250.00	LF	1,000.00	0.44	\$37.47	\$84,302.80
 Pipe, RCP, 18" (Atlantic Materials)	2,250.00	LF			\$17.85	\$40,162.50
 Bedding 3/4" (Commercial Pipe & Supply Corp.)	295.31	TON			\$12.08	\$3,565.90
 Inspection Permits	2,250.00	LF			\$2.00	\$4,500.00
 Trucking (1.00 DY, 0.62 Trucks, 36.91 TON/HR)	295.31	TON			\$1.47	\$433.13
D Excavation	9,000.00	CY	529.41	0.06	\$4.90	\$44,099.36
 Excavation Crew (850.00 CY/DY, 10.59 DY)	9,000.00	CY	529.41	0.06	\$4.90	\$44,099.36

D 220 - Furnish And Install 36" RCP	925.00	LF	513.89	0.56	\$95.67	\$88,494.50
 Pipe Crew, Standard (72.00 LF/DY, 12.85 DY)	925.00	LF	513.89	0.56	\$46.83	\$43,322.27
 Pipe, RCP 36"	925.00	LF			\$47.25	\$43,706.25
 Bedding 3/4" (Commercial Pipe & Supply Corp.)	121.41	TON			\$12.08	\$1,465.98
D Excavation	5,550.00	UNIT	0.00	0.00	\$0.00	\$0.00

D 230 - 2" Asphalt Paving	58,000.00	SY	2,011.20	0.03	\$10.35	\$600,058.26
D Asphalt Base	6,380.00	TON	1,151.94	0.18	\$84.01	\$535,983.66
 Highway Paving Crew (720.00 TON/DY, 8.86 DY)	6,380.00	TON	1,151.94	0.18	\$9.63	\$61,455.80
 Asphalt Base (General Aggregates)	6,380.00	TON			\$68.25	\$435,435.00
 Trucking (8.86 DY, 6.27 Trucks, 90.00 TON/HR)	6,380.00	TON			\$6.13	\$39,092.86
D Hydro Seed	58,000.00	SY	859.26	0.01	\$1.09	\$63,069.86
 Hydro Seeding (1,350.00 SY/DY, 42.96 DY)	58,000.00	SY	859.26	0.01	\$1.08	\$62,643.56
 Grass Seed (hydraulic Mix) (Owen Lars Nursery)	5,800.00	LB			\$0.07	\$426.30
S Sweeping (BDM Sweeping Services)	22.33	HR			\$45.00	\$1,004.74

Phase: Phase III

S 60 - Guard Rail - Type 1, Section 12 (Smith & Son's Fencing And Rail)	8,000.00	LF			\$12.00	\$96,000.00
S 70 - Guard Rail - Type 2, Section 18 (Smith & Son's Fencing And Rail)	7,250.00	LF			\$13.00	\$94,250.00
S 270 - Install Geotextile (Environmental Containment Management)	8,520.00	SY			\$1.85	\$15,762.00

Indirect Items

Description	Quantity	UM	Man Hours	Man Hours per Unit	Unit Indirect Cost	Total Indirect Cost
C Interest	1.00	LS			\$65,376.30	\$65,376.30
P 200 - Project Trailer	15.00	MO			\$500.00	\$7,500.00
D 300 - Supervision	800.00	HR	1,600.00	2.00	\$130.27	\$104,216.01
E 600 - Small Tools & Consumables	1.00	LS			\$0.00	\$0.00

Direct Cost Totals

	Amount	Percent of Direct Cost
Labor:	\$521,975.81	23.95%
Equipment Owned:	\$322,192.24	14.78%
Equipment Rented:	\$35,734.65	1.64%
Materials Owned:	\$0.00	0.00%
Materials Purchased:	\$855,887.83	39.28%
Subcontracted:	\$271,449.26	12.46%
Trucking Owned:	\$88,483.85	4.06%
Trucking Hired:	\$78,986.19	3.62%
Miscellaneous:	\$4,500.00	0.21%
Plug:	\$0.00	0.00%
Direct Cost:	<u>\$2,179,209.84</u>	

Indirect Cost Totals

	Amount	Percent of Indirect Cost
Labor:	\$155,061.10	87.56%
Equipment Owned:	\$14,531.21	8.21%
Equipment Rented:	\$0.00	0.00%
Materials Owned:	\$0.00	0.00%
Materials Purchased:	\$0.00	0.00%
Subcontracted:	\$0.00	0.00%
Trucking Owned:	\$0.00	0.00%
Trucking Hired:	\$0.00	0.00%
Miscellaneous:	\$0.00	0.00%
Plug:	\$7,500.00	4.24%
Indirect Cost:	<u>\$177,092.31</u>	

Pay Item Summary

	Amount	Percent of Bid Price
Total Direct Cost:	\$2,179,209.84	75.76%
Total DC Adds/Cuts:	\$0.00	0.00%
Total Indirect Cost:	\$177,092.31	6.16%
Total Bond:	\$19,732.63	0.69%
Total Overall Cost:	\$2,376,034.77	82.61%
Total Overhead:	\$237,603.48	8.26%
Total Profit:	\$262,651.05	9.13%
Total Margin:	\$500,254.53	17.39%
Total Bid Price:	<u>\$2,876,289.30</u>	